



2025 MOTORHOME RANGE



INTRODUCING ELDDIS



High Levels of Standard Specification.

With every Eddis product we aim to provide a high level of specification as standard.

A useable vehicle straight out the box. Of course, options are available for those wishing to adjust or customise the specification of their vehicle.



Storage and More Storage

Some storage areas are obvious, others less so. All our motorhomes come with overhead cabinets in lounge and sleeping areas, some with hanging wardrobes, all with spacious kitchen cabinets.

In addition, wherever we have space, the areas have been utilised to provide additional storage, such as under lounge seating, ideal for cushions, bedding and winter coats and under single or double beds, where fitted, all provide options for additional storage.



Style, Comfort & Durability

Our range goes through ongoing development programmes, and this includes interior trim, fabrics, upholstery and cabinet finishes.


You will be instantly aware when entering any of our motorhomes the quality of the seating with firm and supportive cushioning and quality to the touch fabrics.



Standard Car License

To ensure our range is accessible to all, every motorhome we offer can be driven on a standard car drivers license.

The maximum weight of 3500Kg means there is no need to resit a test and upgrade your license.



Every Berth Gets A Seatbelt

At Eddis, safety is our top priority. That's why every motorhome we produce has a seat, with a seatbelt, for every sleeping berth on board.



Rely on it.

Interior Walls

For the 2025 season, all Eddis motorhome models will be manufactured with HaloTEC interior wall material.

HaloTEC is manufactured by RENOLIT using their innovative 'RENOLIT CORK-STOCK' material.

HaloTEC is seamless, meaning no wall joins anywhere inside your motorhome. It is also water resistant, lightweight and durable and creates a beautiful interior wall finish.



The Compact Motorhome Range.

accordo

accordo

The Eddis Accordo 5.99M long range of compact coachbuilt motorhomes offer that little bit extra space compared to the Autoquest CV Campervan range. At 9cm/3.5in wider and 4cm/1.5in taller, the range is streamlined, easy to handle and manoeuvre.

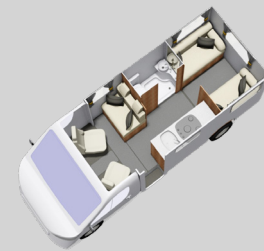


Ideal for those new to motorhome travel or upgrading from a campervan. The Accordo is the perfect first step on the coachbuilt motorhome ladder.



Accordo 105

Accordo 120

Accordo 135



60TH ANNIVERSARY DIAMOND EDITION

In celebration of our 60th anniversary, we are proud to announce the Diamond Edition which will be standard during the 2025 model year on all Eddis coachbuilt motorhomes.

Externally, this fabulous edition, available for one year only, includes alloy wheels and striking new external graphics which incorporate the 60th Anniversary logo and really makes this celebration year range stand out from the crowd.

The 60th Anniversary logo is carried through into the new interior scheme where the stylish new 'Mara' upholstery, a beautiful light grey shade with soft and subtle leatherette accents is offset with subtly tagged 60th Anniversary throw cushions along with new side wall finishes in 'Tibero with Platino' and 'Linum Haithabu'.

Accordo	105	120	135
Base Vehicle			
Berths	2	2	4
Seatbelts	2	2	4
Peugeot Boxer 335 L3 6-speed manual start/stop	■	■	■
Engine capacity	2.2 BlueHdi	2.2 BlueHdi	2.2 BlueHdi
Engine power	140bhp @ 3750rpm	140bhp @ 3750rpm	140bhp @ 3750rpm
Engine torque manual	340Nm @ 1750rpm	340Nm @ 1750rpm	340Nm @ 1750rpm
Wheels	16" Peugeot Alloys	16" Peugeot Alloys	16" Peugeot Alloys
Tyres	215/70 R15 CP	215/70 R15 CP	215/70 R15 CP
Weights & Dimensions			
Exterior length	5.99m/19'8"	5.99m/19'8"	5.99m/19'8"
Exterior width inc wing mirrors	2.60m/8'6"	2.60m/8'6"	2.60m/8'6"
Body width exc wing mirrors	2.14m/7'0"	2.14m/7'0"	2.14m/7'0"
Overall height inc aerial	2.72m/8'11"	2.72m/8'11"	2.72m/8'11"
Max headroom	1.93m/6'4"	1.93m/6'4"	1.93m/6'4"
Interior width	2.0m/6'7"	2.0m/6'7"	2.0m/6'7"
Max technical permissible laden mass	3500KG	3500KG	3500KG
Mass in running order	2588KG	2554KG	2654KG
Max user payload	873KG	908KG	806KG
Fresh water tank	90L	70L	90L
Waste water tank	70L	70L	70L
Water heater	8L	8L	8L
Leisure Battery	95Ah	95Ah	95Ah
Bed Sizes			
Front Double	2.0m x 1.18m 6'7" x 3'10"	-	-
Front offside single	-	-	1.52m x 0.6m 4'11" x 2'0"
Rear double	-	2.0m x 1.29m 6'7" x 4'2"	2.0m x 1.22m 6'7" x 4'0"
Rear offside single	-	-	-
Rear nearside single	-	-	-


ACCORDO RANGE HIGHLIGHTS:

Size Matters

For those seeking a smaller motorhome, either for driveway storage, ease of parking or for more relaxed use on smaller B roads, the Accordo is the ideal choice. At 5.99m long it is similar in length to a standard sized campervan, but with a little extra width and 6'4" headroom providing a superbly spacious interior feel.

Packaged For Space & Useability

With an abundance of features such as fridge freezer, cooker and hob, CompleteHeat Whale heating system, integrated fresh water and wastewater tanks fully functioning washroom with shower and living & sleeping spaces, the Accordo packs a big punch for its size.



The Choice Is Yours

With 3 different layouts to choose from, either 2 or 3 berth you can choose from front or rear seating/dinette areas, all have captains swivelling chairs up front, all have washrooms and fully specified kitchens.

10 Year Body Integrity Warranty

Including water ingress makes the Accordo warranty one of the most comprehensive around. The under side of the vehicle is manufactured from GRP ensuring a water-tight barrier from below.

INTERIOR DESIGN



Designed specifically for the recreational vehicle market, ActivCare fabric has been developed to not only provide supreme style and comfort but also to withstand the rigours associated with RV life.

Developed and tested for water tightness, colour fastness, bleach tolerance and other substances, the material is 'easy clean' and stays looking new for longer.



"The new Accordo furniture colours feature a neutral colour palette with earthy tones to help customers create a comfy and cosy space.

Upholstery and graphics were designed to celebrate the 60th Anniversary of the Elddis brand with Limited Edition touches added throughout."

Emma

Emma Atkinson, Interior Designer



'MARA' UPHOLSTERY



TIBERO WITH PLATINO & LINUM HAITHABU CABINERY



ADDITIONAL PACK OPTIONS

Pack code	Pack description	Accordo		105	120	135
		Options included		Key Indicator: - Unavailable, O Available		
OP907	AWNING PACK	OP302	External Socket	o	o	o
		OP305	BBQ point	o	o	o
		OP318	External Shower	o	o	o
		OP329	Roll out awning	o	o	o
OP906	PRO PACK	OP302	External Socket	o	o	o
		OP305	BBQ point	o	o	o
		OP318	External Shower	o	o	o
OP908	RIDER PACK	OP302	External Socket	o	o	o
		OP305	BBQ point	o	o	o
		OP318	External Shower	o	o	o
		OP316	x2 Bike rack	o	o	o
OP909	ADVENTURE PACK	OP302	External Socket	o	o	o
		OP305	BBQ point	o	o	o
		OP318	External Shower	o	o	o
		OP329	Roll out awning	o	o	o
		OP344	Roll out awning mounting brackets	o	o	o
OP910	CONNECT+ PACK	OP304	Solar panel	o	o	o
		OP334	Winter Pack	o	o	o
		OP340	Mobile WiFi	o	o	o
OP912	SECURITY PACK	OP506	Alarm	o	o	o
		OP507	Tracker	o	o	o
OP913	ENTERTAINMENT PACK	OP501	USB socket	o	o	o
		OP502	Microwave	o	o	o
		OP503	Shelf pack	o	o	o
		OP504	Dual fuel hob	o	o	o


For full standard equipment listings, please see page 40.

The superbly sociable compact motorhome.

Upon entering the 2-berth Accordo 105 you will immediately see how sociable a space the front lounge area is.

Using the swivelling captain chairs in the cab and the two side sofas it is capable of seating 6 people for an evening entertaining, or simply to spread out for a quieter night in relaxing.

The large, full width washroom incorporates a spacious separate shower cubicle and is located at the rear, adding a real feeling of luxury for such a compact motorhome.





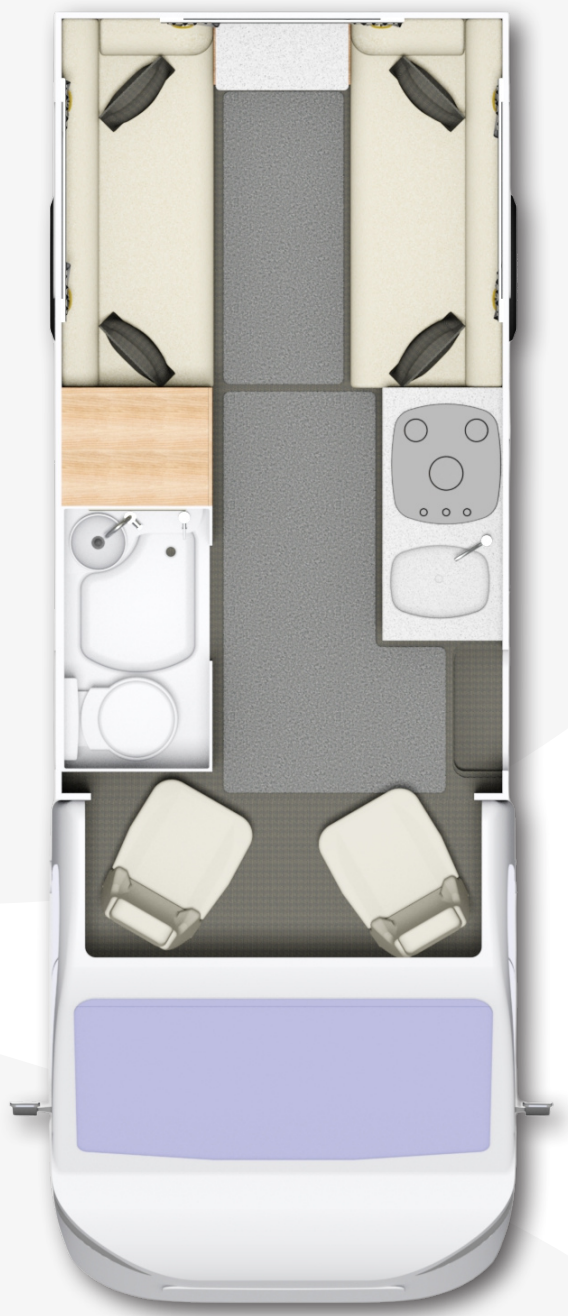


accordo 120

Spacious rear lounge living.

The 2-berth Accordo 120 really is a different proposition to the 105.

The superbly spacious rear lounge with double glazed opening windows on all three sides, plus a skylight ensures the 120 is the true performer in the range when it comes to generous lounge space filled with natural light.

Of course, the captains chairs up front present a further option for relaxing or plotting the following days journey, both areas seamlessly linked by the fully equipped kitchen, wet room with shower, toilet and sink and a generously sized cupboard for additional storage.


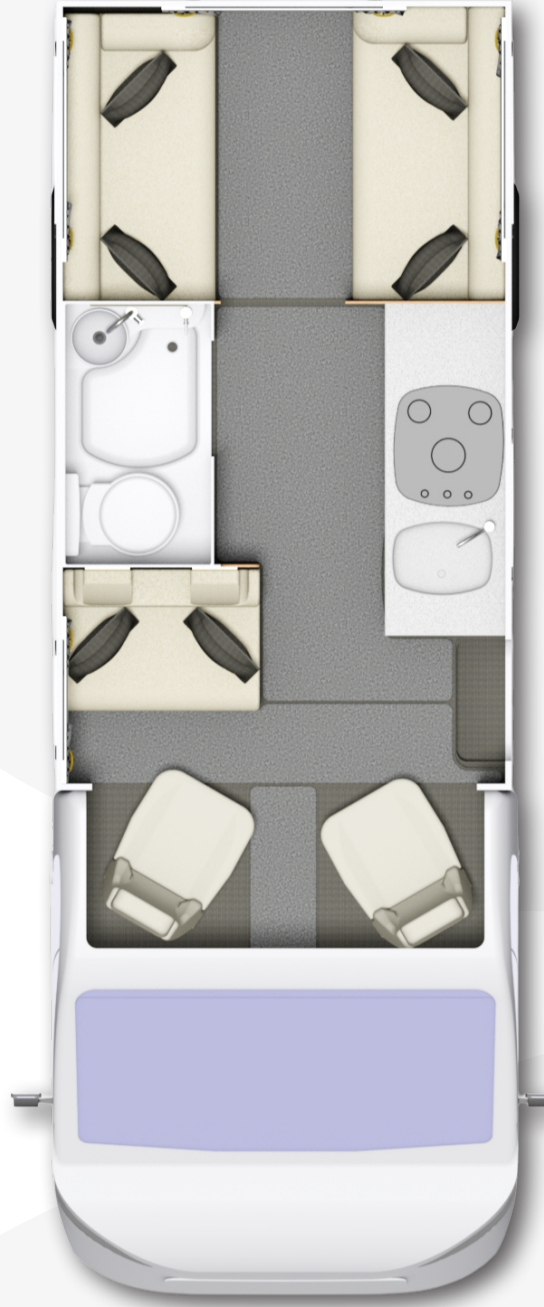


Beautifully proportioned split living layout.

The only motorhome in the compact range with a front dinette-come-small berth, the 135, with its rear lounge gives an entirely different option again to the 105 and 120.

The front area with the swivelling captain chairs can comfortably seat up to 4 for breakfast, lunch or evening meal with the rear lounge providing a wonderfully bright and airy place to retire to afterwards.

The mid washroom is a fully integrated wet room with shower, toilet and sink whilst the kitchen, as you would expect from an Elddis, is highly equipped.





Family Exploring, Just Right.

autoquest

autoquest

The Eddis Autoquest is our core range of motorhomes and is available in 6 models. Designed to offer you the perfect travelling and exploring experience the range starts out with a compact model, the perfectly proportioned 115 and expands into our full length 7.33m line-up.

Capitalising on the space this footprint provides to produce a choice of diverse layouts to suit all your requirements. Your quest for your perfect motorhome starts here.



Autoquest 115


Autoquest 150

Autoquest 155

Autoquest 185

Autoquest 194

Autoquest 196



Autoquest	115	150	155	185	194	196
Base Vehicle						
Berths						
Seatbelts	2	4	4	4	4	6
Peugeot Boxer 335 L3 6-speed manual start/stop	■	■	■	■	■	■
Engine capacity	2.2 BlueHDi	2.2 BlueHDi	2.2 BlueHDi	2.2 BlueHDi	2.2 BlueHDi	2.2 BlueHDi
Engine power	140bhp @ 3750rpm	140bhp @ 3750rpm	140bhp @ 3750rpm	140bhp @ 3750rpm	140bhp @ 3750rpm	140bhp @ 3750rpm
Engine torque manual	340Nm @ 1750rpm	340Nm @ 1750rpm	340Nm @ 1750rpm	340Nm @ 1750rpm	340Nm @ 1750rpm	340Nm @ 1750rpm
Wheels	16" Peugeot Alloys	16" Peugeot Alloys	16" Peugeot Alloys	16" Peugeot Alloys	16" Peugeot Alloys	16" Peugeot Alloys
Tyres	215/70 R15 CP	215/70 R15 CP	215/70 R15 CP	215/70 R15 CP	215/70 R15 CP	215/70 R15 CP
Weights & Dimensions						
Exterior length	6.15m/20'2"	7.33m/24'1"	7.33m/24'1"	7.33m/24'1"	7.33m/24'1"	7.33m/24'1"
Exterior width inc wing mirrors	2.69m/8'10"	2.69m/8'10"	2.69m/8'10"	2.69m/8'10"	2.69m/8'10"	2.69m/8'10"
Body width exc wing mirrors	2.2m/7'3"	2.2m/7'3"	2.2m/7'3"	2.2m/7'3"	2.2m/7'3"	2.2m/7'3"
Overall height inc aerial	2.82m/9'3"	2.82m/9'3"	2.82m/9'3"	2.82m/9'3"	2.87m/9'5"	2.87m/9'5"
Max headroom	2.03m/6'8"	2.03m/6'8"	2.03m/6'8"	2.03m/6'8"	2.08m/6'10"	2.08m/6'10"
Interior width	2.07m/6'10"	2.07m/6'10"	2.07m/6'10"	2.07m/6'10"	2.07m/6'10"	2.07m/6'10"
Max technical permissible laden mass	3500KG	3500KG	3500KG	3500KG	3500KG	3500KG
Mass in running order	2622KG	2909KG	2925KG	2909KG	2970KG	2932KG
Max user payload	839KG	547KG	531KG	547KG	485KG	568KG
Fresh water tank	80L	100L	100L	100L	100L	100L
Waste water tank	40L	70L	70L	70L	70L	70L
Water heater	8L	8L	8L	8L	8L	8L
Leisure Battery	95Ah	95Ah	95Ah	95Ah	95Ah	95Ah
Bed Sizes						
Front Double	2.07m x 1.33m 6'10" x 4'4"	2.07m x 0.96m 6'10" x 3'2"	2.07m x 1.18m 6'10" x 3'10"	2.08m x 1.21m 6'10" x 4'0"	2.07m x 1.02m 6'10" x 3'4"	2.07m x 1.10m 6'10" x 3'7"
Front offside single	1.78m x 0.72m 5'7" x 2'4"	-	-	-	-	-
Rear double	-	1.92m x 1.38m 6'4" x 4'6"	1.92m x 1.38m 6'4" x 4'6"	-	2.05m x 1.29m 6'9" x 4'3"	2.07m x 1.47m 6'10" x 4'10"
Rear offside single	-	-	-	1.86m x 0.7m 6'1" x 2'4"	1.82m x 0.79m 6'02" x 2'7"	-
Rear nearside single	-	-	-	1.79m x 0.7m 5'10" x 2'4"	1.82m x 0.79m 6'02" x 2'7"	-
Drop down bed	-	-	-	-	-	1.85m x 1.41m 6'1" x 4'8"

AUTOQUEST RANGE HIGHLIGHTS:

Outstanding Value

The Autoquest remains one of the best-selling ranges of all time. It's award-winning formula, driving performance and unmatched value-for-money continues into the 2025 Season.



Stylish & Practical In One Package

The attention to detail and key design elements are what make the Autoquest so popular.

The warm and cosy homely feeling created by the carefully selected interior fabrics and finishes, coupled with the use of strategically positioned LED lighting and Grade III thermal insulation ensures the interior ambience feels just right.

The use of underslung fresh water and wastewater tanks and space saving CompleteHeat Whale dual fuel heating system frees up interior space for day-to-day use.



Seatbelts for Every Berth

A philosophy since its inception, all Autoquest models seat the same number of people for travelling (with seatbelts) as there are berths.

Ensuring the useability of the vehicle is uncompromised.

Out belts = berths policy is one of the key reasons the Autoquest is such a popular family motorhome.

Technology

The range, as expected, is filled with technological features including air conditioning, cruise control, DAB radio, tyre pressure monitoring, electric heated wing mirrors, Teleco directional aerial, fully protected mains electrical system with up to 6 sockets and a choice of using site power or leisure battery power for off grid use.

INTERIOR DESIGN



Designed specifically for the recreational vehicle market, ActivCare fabric has been developed to not only provide supreme style and comfort but also to withstand the rigours associated with RV life.

Developed and tested for water tightness, colour fastness, bleach tolerance and other substances, the material is 'easy clean' and stays looking new for longer.



Whilst our standard mattresses are wonderfully snug and comfortable, the Dream+ mattress upgrade, unique to Erwin Hymer Group UK, is a cut above. (Optional)

Dream+ boasts a pocket spring system and blend of natural and sustainable fillings to help regulate body temperature and ensure the best night's sleep.




"To celebrate the 60th anniversary of the Eddis brand we introduced grey tones and geometric patterns, inspired by diamonds alongside the new furniture scheme and added limited edition touches such as the 60th Anniversary branding to the exterior graphics and throughout the interior.."

Emma

Emma Atkinson, Interior Designer




'MARA' UPHOLSTERY



OPTIONAL: DREAM+ MATTRESS



TIBERO WITH PLATINO & LINUM HAITHABU CABINetry



ADDITIONAL PACK OPTIONS

For full standard equipment listings, please see page 40.

Pack code	Pack description	Options included	Autoquest					
			115	150	155	185	194	196
OP907	COMFORT PACK	OPI01	HYPNOS MATTRESS					
		OPI02	CO-ORDINATED FIXED BED COVER SET					
OP907	AWNING PACK	OP302	External Socket					
		OP305	BBQ point					
		OP318	External Shower					
		OP329	Roll out awning					
OP906	PRO PACK	OP344	Roll out awning mounting brackets					
		OP302	External Socket					
		OP305	BBQ point					
		OP318	External Shower					
OP908	RIDER PACK	OP302	External Socket					
		OP305	BBQ point					
		OP318	External Shower					
		OP316	x2 Bike rack					
		OP331	x4 Bike rack					
OP909	ADVENTURE PACK	OP302	External Socket					
		OP305	BBQ point					
		OP318	External Shower					
		OP329	Roll out awning					
		OP344	Roll out awning mounting brackets					
		OP316	x2 Bike rack					
OP910	CONNECT+ PACK	OP331	x4 Bike rack					
		OP304	Solar panel					
		OP334	Winter Pack					
		OP340	Mobile WiFi					
OP912	SECURITY PACK	OP506	Alarm					
		OP507	Tracker					
OP913	ENTERTAINMENT PACK	OP501	USB socket					
		OP502	Microwave					
		OP503	Shelf pack					
		OP504	Dual fuel hob					
OP911	SKYVIEW+ PACK	OP307	Roof upgrade 1					
		OP307	Roof upgrade 2					
		OP307	Omnivent I/L rooflight					
		OP307	Skyview cab rooflight					


Key Indicator: - Unavailable, O Available

Wonderfully compact, perfectly proportioned.

The 115 is the compact model in the Autoquest range yet offers a layout that belies its size. Coming in at 6.15m long, slightly longer than the Accordo range but shorter than the other Autoquest models at 7.33m.

Entering the vehicle towards the rear you find yourself located in the beautifully appointed rear kitchen, providing a wonderfully homely feeling. Ahead of you is the conveniently positioned washroom with toilet, sink and shower whilst the centre piece of this model is the large parallel seating area. Bathed in natural light from the twin side windows and skylight. Of course, convertible to a large double berth or 2 singles.

A soothing place to unwind and relax in a compact package.





autoquest 150

Traditional in layout, contemporary in nature.

The 4-berth layout of the 7.33m long Autoquest 150 provides a wonderfully traditional take on modern motorhome travel. The spacious parallel front seat along with the swivelling captains chairs provide a warm, cosy and high quality wraparound lounge environment. Converting to a double berth and also housing foldaway Aguti travel seats.

At the rear, is a charming double bedroom with two bedside tables and hanging wardrobes, overhead cabinets and a corner cabinet to the offside.

This popular traditional layout continues to impress.



Increasing space through ingenuity.

Whilst offering a similar wraparound lounge space to the 150, the washroom on the 4-berth 155 is located at the rear, next to the stylish double berth French bed.

Entering the washroom into the wet room area you'll see the sink, above the toilet, neatly retracts into a space within the vanity cabinet. The shower area with a three quarter length hinged folding door can be folded out to separate the shower from the toilet and sink area, creating a perfect shower cubicle in the entrance to the washroom.

This ingenious design frees up more space for living areas and provides an alternative take on the fixed double bed design of the 150.



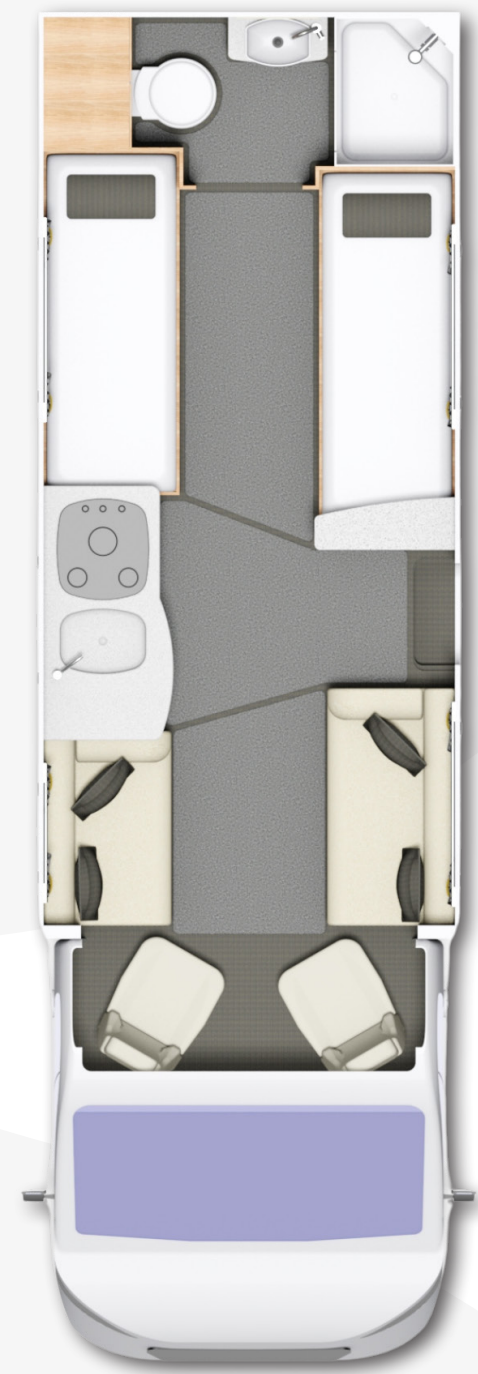


autoquest
185

The twin rear bed layout.

Combined with parallel facing seats up front to give the trademark wraparound lounge, the 185 provides twin single beds at the rear and front convertible to a double.


The front living area can be separated from the rear bedroom, heading through the door to the rear washroom with large separate shower cubicle and a wide wardrobe space.



Family touring 4-berth with rear garage.

The 194 is an ideal motorhome for families or couples who require expansive space for carrying items such as bikes, outdoor furniture, water sports equipment and more.

With 4-berths and a rear garage, accessible from exterior access doors both sides of the vehicle. The rear raised beds can be used as two singles or a double and the front lounge seats convert to a double bed ensuring this motorhome has everything you need for a holiday where storage space is a must.





autoquest
196

6-berth, 6 seat belts, standard car driving license.

The 196 is the only motorhome in the Autoquest range with 6-berths. Achieved with a superb front electric drop-down bed. Barely noticeable as being there, with loads of headroom, press the down button on the wall and the bed drops down from the ceiling to around half way down the wall. The large double bed is accessed via a ladder that clips onto the side.

Rear living area with two parallel seats comes with an occasional table and storage under the sofa seats. When converted to a double bed the area can be separated with a concertina blind that pulls across. Perfect if you're a family of four and want to bring occasional guests along.

Further forward, the front dinette has 4 seat belts and also converts to a double bed providing a superbly useable space for those who plan on touring in high numbers!



STANDARD EQUIPMENT	Accordo			Autoquest					
	105	120	135	115	150	155	185	194	196
COMFORT	■ Standard Equipment - Unavailable								
CompleteHeat Whale 4.7 kW Dual-fuel space-saving heating - fast, powerful and efficient, runs on gas and/or electric with quiet night-time setting - and ducted heating throughout including bathrooms	■	■	■	■	■	■	■	■	■
Whale Heat Control panel with...	■	■	■	■	■	■	■	■	■
• Modern display with capacitive touch operation									
• Precise temperature control for user comfort									
• Standby indication - Gas & Electric (Blue Standby - Orange on)									
• Water Temperature Selection (Frost, Eco & High)									
• Water temperature heat up status									
• Auto dim function									
• AC current limit selection									
• Proximity sensor (lights up before customer touches panel)									
• Single button reset at panel									
Fully adjustable and co-ordinated swivel Captains' seats with armrests	■	■	■	■	■	■	■	■	■
Spacious soft-close wardrobes with easy access	■	■	■	■	■	■	■	■	■
Fixed bed mattresses are lightweight, yet super-supportive with soft-touch Argentum+ anti-bacterial and anti-allergy technology with Silver	-	-	-	■	■	■	■	■	■
Midi Heki tilting panoramic rooflight with pleated blind and separate flyscreen	■	■	■	-	-	-	-	-	-
Bed frame with easy-lift gas struts for improved-access storage to fixed beds	-	-	-	■	■	■	■	■	■
Stylish shaped double-glazed opening windows with night ventilation position (excluding cab windows)	■	■	■	■	■	■	■	■	■
Easy clean blinds and flyscreens (excluding cab windows)	■	■	■	■	■	■	■	■	■
Removable entrance mat	-	-	-	■	■	■	■	■	■
Privacy curtains or room dividers	-	-	-	-	■	■	■	-	■

STANDARD EQUIPMENT	Accordo			Autoquest					
	105	120	135	115	150	155	185	194	196
COOK	■ Standard Equipment - Unavailable								
Combination oven and grill	■	■	■	-	-	-	-	-	-
Thetford K1520 Oven with auto gas shut off	■	■	■	-	-	-	-	-	-
Thetford K1520 MK2 Black gloss enamelled oven, grill and 3-burner gas hob with spark ignition, with smoked glass lid.	-	-	-	■	■	■	■	■	■
Dometic refrigerator RSC10.5T Compressor	83L	83L	-	-	-	-	-	-	-
Dometic refrigerator CRX65 Compressor	-	-	60L	-	-	-	-	-	-
Thetford N4090 Absorption refrigerator with freezer compartment	-	-	-	78L	-	-	-	-	-
Dometic RMS 10.5XS Absorption refrigerator with freezer compartment	-	-	-	-	98L	98L	98L	98L	98L
Black gloss enamelled sink with glass lid creating additional work surface and removable drainer	■	■	■	■	■	■	■	■	■
Polished chrome fittings and taps	■	■	■	■	■	■	■	■	■
Well lit kitchen work area	■	■	■	■	■	■	■	■	■
Worktop extensions (selected models)	■	■	-	■	■	■	■	■	■

ENTERTAIN	■ Standard Equipment - Unavailable								
	TV points with dedicated locations for comfortable viewing (230V, 12V and aerial connection)	■	■	■	■	■	■	■	■
Teleco Teleplus X2/39U Directional Aerial	■	■	■	■	■	■	■	■	■
Stowaway dining table with dedicated storage	■	■	■	■	■	■	■	■	■

STANDARD EQUIPMENT	Accordo			Autoquest					
	105	120	135	115	150	155	185	194	196
DRIVE									
DAB Radio with steering mounted controls	■	■	■	■	■	■	■	■	■
Remote central locking to cab	■	■	■	■	■	■	■	■	■
Immobiliser with unique code	■	■	■	■	■	■	■	■	■
Driver and passenger airbags	■	■	■	■	■	■	■	■	■
On-board trip computer	■	■	■	■	■	■	■	■	■
Cruise Control	■	■	■	■	■	■	■	■	■
ABS brakes with emergency braking assistance	■	■	■	■	■	■	■	■	■
Power steering with adjustable steering wheel position	■	■	■	■	■	■	■	■	■
Door panel storage, Inc, bottle holder & 4 storage areas	■	■	■	■	■	■	■	■	■
12V DIN socket - for 12V power supply from the cab	■	■	■	■	■	■	■	■	■
Headlamp height adjustment	■	■	■	■	■	■	■	■	■
Electrically heated adjustable wing mirrors with direction indicators	■	■	■	■	■	■	■	■	■
Bluetooth and USB	■	■	■	■	■	■	■	■	■
Daylight running headlights	■	■	■	■	■	■	■	■	■
Fully adjustable co-ordinated cab seats with arm rest	■	■	■	■	■	■	■	■	■
Seat belt reminder	■	■	■	■	■	■	■	■	■
Manual Air con	■	■	■	■	■	■	■	■	■
Electrically operated tinted cab windows	■	■	■	■	■	■	■	■	■
Auto lights & wipers	■	■	■	■	■	■	■	■	■

STANDARD EQUIPMENT	Accordo			Autoquest					
	105	120	135	115	150	155	185	194	196
PRACTICAL									
GRP underskin to motorhome floor providing a water resistant barrier	■	■	■	■	■	■	■	■	■
Low level entrance step	■	■	■	-	-	-	-	-	-
Generous storage area with easy loading via large external access door	-	-	■	-	-	-	-	-	-
GRP Sunsatation High Gloss White sides.	-	-	-	■	■	■	■	■	■
GRP 'Sunsation' High Gloss Rembrandt Silver sides	■	■	■	-	-	-	-	-	-
Sky-view® opening cab sunroof with blind	■	■	■	-	-	-	-	-	-
Improved-comfort height adjustable seatbelts (please check if compatible with your baby seat/s)	■	■	■	■	■	■	■	■	■
Aguti foldaway seat frames (selected models) now with Isofix	-	-	-	■	■	■	■	■	■
Conveniently placed 12V control panel, incorporating water pump, lighting circuits, fresh water tank level and waste warning light when full	■	■	■	■	■	■	■	■	■
Rails for rear mounted Fiamma 'Pro' cycle rack	■	■	■	■	■	■	■	■	■
Contemporary switches, sockets and surrounds	■	■	■	■	■	■	■	■	■
Fully protected mains electric system with up to six 230V sockets	■	■	■	■	■	■	■	■	■
Exterior door with window, flyscreen, integrated waste bin, burstproof locking and rain deflector	■	■	■	■	■	■	■	■	■
Seat bases with space underneath for ample storage of larger, bulky items	■	■	■	■	■	■	■	■	■
20 Amp switchmode charger / transformer	■	■	■	■	■	■	■	■	■
25m mains hook-up cable	■	■	■	■	■	■	■	■	■
Compartment for 2 x gas bottles, with fitted gas regulator	■	■	■	■	■	■	■	■	■
Magnetic door retainer	■	■	■	■	■	■	■	■	■
Exterior access battery box with mains electric inlet	■	■	■	■	■	■	■	■	■
Smoke alarm	■	■	■	■	■	■	■	■	■
Carbon Monoxide (CO) alarm	■	■	■	■	■	■	■	■	■
Isolation taps for gas appliances	■	■	■	■	■	■	■	■	■
Easy-Slide' chariot-style socket	■	■	■	■	■	■	■	■	■
ISOFIX seat frame	-	-	■	-	-	-	-	-	■

STANDARD EQUIPMENT	Accordo			Autoquest					
	105	120	135	115	150	155	185	194	196
STYLE									
NEW Tiberio with Platino & Linum Haithabu material scheme, handcrafted dove-tailed drawers, 'Quiet-Close' overhead lockers, removable shelves, co-ordinating flush-fit kitchen units with Chrome inset detail and positive locking throughout	■	■	■	■	■	■	■	■	■
New Contemporary interior design and luxurious 'Mara' ActivCare with Hi-Performance, lightweight construction, with 4 x co-ordinating scatter cushions as standard and 2x arm rests as standard	■	■	■	■	■	■	■	■	■
Porcelain white worktops throughout, including bathroom unit tops	■	■	■	■	■	■	■	■	■
Wrap around overhead locker design	-	■	■	■	■	At rear	■	■	At rear
Kitchen locker doors with concealed catches	■	■	■	■	■	■	■	■	■
Stylish overcab Pod	■	■	■	■	■	■	■	■	■
LED Awning light	■	■	■	■	■	■	■	■	■
LED interior spotlights with concealed lights above overhead lockers (saving up to 80% battery consumption)	■	■	■	■	■	■	■	■	■
ABS Handles	■	■	■	■	■	■	■	■	■
ABS bumper with twin fog and reversing lights	■	■	■	■	■	■	■	■	■
New Alloy Wheels, leather steering wheel and chrome air vents	■	■	■	■	■	■	■	■	■
Removable luxurious loose fit carpet in 'Twist with Pewter' with 'Heno Grey' Heno Grey binding and press-studs	■	■	■	■	■	■	■	■	■
Twine' easy clean heavy-duty vinyl flooring	■	■	■	■	■	■	■	■	■
Kromex badges (Elddis logo, front and rear)	■	■	■	■	■	■	■	■	■
New Graphics Set	■	■	■	■	■	■	■	■	■
400 x 400 MPK rooflight	■	■	■	■	■	■	■	■	■
Dometic Midi Heki	-	-	-	■	■	■	■	■	■

STANDARD EQUIPMENT	Accordo			Autoquest					
	105	120	135	115	150	155	185	194	196
WASH									
100L underslung fresh water tank with manual water fill system	-	-	-	-	■	■	■	■	■
80L underslung fresh water tank with manual water fill system	-	-	-	■	-	-	-	-	-
90L fresh water tank with manual water fill system	■	-	■	-	-	-	-	-	-
70L fresh water tank with manual water fill system	-	■	-	-	-	-	-	-	-
Underslung waste water tank 70 litre	-	-	-	-	■	■	■	■	■
Underslung waste water tank 40 litre	-	-	-	■	-	-	-	-	-
Waste water tank 70 litre	■	■	■	-	-	-	-	-	-
Whale Expanse dual-fuel underslung 8L water heater	■	■	■	■	■	■	■	■	■
Eco Camel Orbit water-saving Halo shower head with built-in Aircore Technology	■	■	■	■	■	■	■	■	■
'Boutique' washbowl basin with click-clack plug and swan-neck mixer tap	■	■	■	■	■	-	■	■	■
Chrome-effect bathroom accessories, plus additional towel hooks	■	■	■	■	■	■	■	■	■
Thetford toilet with auto fill flush from on-board water tank	■	■	■	■	■	■	■	■	■
Domestic style bathroom door with high quality privacy lock	■	■	■	■	■	■	■	■	■

OUR SUPPLIERS



Every one of our leisure vehicles proudly carries the NCC approved badge of quality. Elddis, Xplore and Buccaneer are trademarks of Erwin Hymer Group UK Ltd. Company Registration No. 02433663 England & Wales

This brochure does not constitute an offer by Erwin Hymer Group UK Ltd. Erwin Hymer Group UK Ltd reserves the right to, and does alter from time to time, technical specifications, prices and model ranges as materials, model improvements and conditions require, and can accept no responsibility for discrepancies between these and subsequent models shown. This brochure is for guidance purposes only. Please be sure to check our full current and technical specifications with your retailer before placing your order. Please note that Approved Retailers are not the agents of Erwin Hymer Group UK Ltd. Accordingly they have no authority to bind Erwin Hymer Group UK Ltd or to make any representation or undertaking whatsoever on behalf of Erwin Hymer Group UK Ltd. Props shown in this brochure are for photographic purposes only and are not included in the specification. Bed covers and additional scatter cushions shown are for demonstration purposes only, similar co-ordinating sets are available to purchase from your Erwin Hymer Group UK Ltd retailer. Elddis, Xplore and Buccaneer products are covered against water ingress damage for 10 years from the original date of purchase of a new product. This applies to water ingress through any permanently sealed seam joints. If you purchase this vehicle as a used vehicle it may be possible to transfer the unexpired term of the warranty cover (up to a maximum of six years commencing at the original date of purchase from new). Full Terms and Conditions, including service intervals and exclusions can be found on the Elddis website www.elddis.co.uk or by telephoning Erwin Hymer Group UK Ltd Customer Care Team.

FIND OUT MORE



Scan the relevant QR code to view a 360 degree virtual tour of your chosen model.

SOCIAL MEDIA

@ElddisBuccaneer

@elddis__buccaneer__

@_elddis_



The Elddis, Xplore and Buccaneer brands are proudly part of the European wide Erwin Hymer Group. Headquartered in Bad Waldsee in Germany, the company has over 30 sites and 20 different leisure vehicle brands spread across the UK, Germany, Italy, France, Spain and the Netherlands.

www.erwinhymergroup.com



2025 MOTORHOME RANGE